

BIRCHEN TELESCOPIC MEDIUM SPEC SHEET

BIR-TEL-M



IP20
NON-WATER
PROOF



10 W

The Birchen Telescopic Series is a versatile ceiling projector that could draw attention to items in a retail environment, artwork, or serve as a task light in a multitude of applications. Choose the appropriate CCT for the application, then the beam type, louver, and specify the color that compliments the theme. The Birchen Telescopic is also available in 3 sizes and power capacity, depending on the amount of light and aesthetics required.

SPECIFICATION

OPERATING VOLTAGE	100 - 305 VAC
OPERATING TEMPERATURE	-20°C to + 50°C
CRI	80
CONTROL	Switched
INPUT CURRENT @115 VAC, 60Hz	191 mA
INPUT CURRENT @230 VAC, 50Hz	108 mA
NO OF LED	1
LIGHT SOURCE	Cree COB
CCT	2200K, 2700K, 3000K, 4000K
BEAM ANGLE	14°, 21°, 30°, 40°, 50°
FIXTURE CONNECTION	Junction Box
AVAILABLE IP RATING	IP20

OPTICAL DATA (3000K)

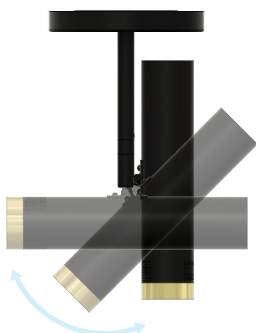
Beam Angle	3000K
14° Ultra Narrow	693 lm
21° Narrow	742 lm
30° Medium	720 lm
40° Wide	690 lm
50° Ultra Wide	618 lm

DELIVERED LUMENS BY CCT (Narrow beam 21°)

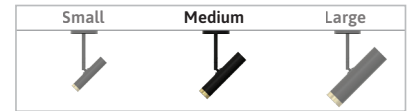
White	21 Degree
2200K	607 lm
2700K	710 lm
3000K	742 lm
4000K	781 lm

ADJUSTABLE ANGLES

90° Tilt Angle



260° Rotational Angle




Cree COB
LED Source

100 - 305 VAC
Operating Voltage

10W
Rated power

Application



ANTI-GLARE OPTION

Honeycomb Louver
(Optional)



BIRCHEN TELESCOPIC MEDIUM SPEC SHEET



BIR-TEL-M

ORDERING CODE

PRODUCT SERIES	TYPE	SIZE	POWER	COLOR TEMPERATURE	BEAM ANGLE	CONTROL	MOUNTING	VOLTAGE	ACCESSORIES
BIR - Birchen	TEL - Telescopic	M - Medium	10W - 10 Watts	CT22 - 2200K	14D - 14 Degree	SW - Switched	CM - Ceiling Mount	AC - 100-305 VAC	N - None
				CT27 - 2700K	21D - 21 Degree				H - Honeycomb
				CT30 - 3000K	30D - 30 Degree				
				CT40 - 4000K	40D - 40 Degree				
					50D - 50 Degree				

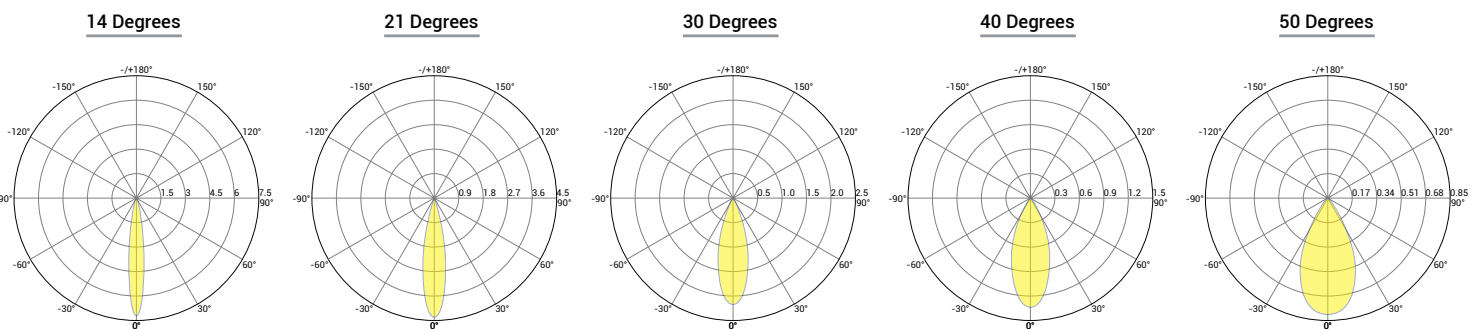
FIXTURE FINISHING			
BODY FINISH		TRIM FINISH	
BWH -	White	TWH -	White
BBL -	Black	TBL -	Black
BSL -	Silver	TSL -	Silver
BXX -	Custom	TGD -	Gold
		TXX -	Custom

Sample: BIR-TEL-M-10W-CT22-14D-SW-CM-AC-N-BWH-TGD

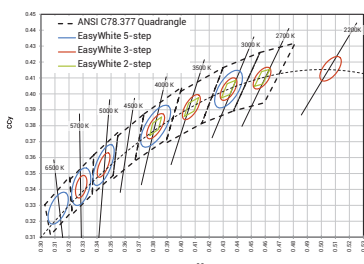
DIMENSIONS



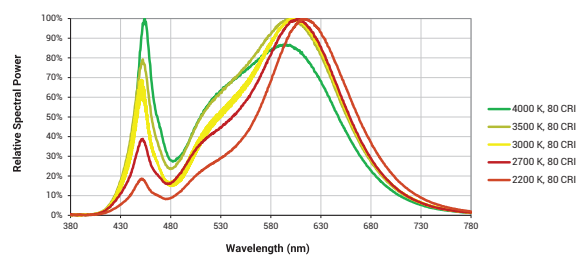
PHOTOMETRIC DATA



BIN Details (CIE 1931)



Spectral Distribution



RELATED PRODUCTS

Wall Mount (Double)



Pendant Mount

