

BIRCHEN PENDANT LARGE SPEC SHEET

BIR-P-L



IP20
NON-WATER
PROOF



15 W

The Birchen Pendant Series is a suspended projector that is ideal for venues that provide entertainment and hospitality. It has a simple, cylindrical, yet functional design that boasts style and elegance. Choose the appropriate color temperature for the application, then the beam type, louver, and specify the colors that compliment the theme. The Birchen Pendant is also available in 3 sizes and power capacity, depending on the amount of light and aesthetics required.

SPECIFICATION

OPERATING VOLTAGE	100 - 277 VAC
OPERATING TEMPERATURE	-20°C to + 50°C
CRI	80
CONTROL	0-10 V Dimmable
INPUT CURRENT @115 VAC, 60Hz	128 mA
INPUT CURRENT @230 VAC, 50Hz	67 mA
NO OF LED	1
LIGHT SOURCE	Cree COB
CCT	2200K, 2700K, 3000K, 3500K, 4000K, 5000K
BEAM ANGLE	13°, 21°, 30°, 44°, 52°
FIXTURE CONNECTION	Junction Box
AVAILABLE IP RATING	IP20

OPTICAL DATA (3000K)

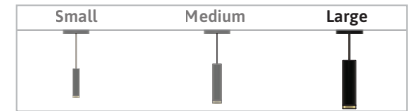
Beam Angle	3000K
13° Ultra Narrow	1132 lm
21° Narrow	1187 lm
30° Medium	1097 lm
44° Wide	1084 lm
52° Ultra Wide	1083 lm

DELIVERED LUMENS BY CCT (Narrow beam 21°)

CCT	21 Degree
2200K	961 lm
2700K	1113 lm
3000K	1187 lm
3500K	1191 lm
4000K	1166 lm
5000K	1161 lm

CUSTOM CABLE LENGTH

Adjustable Cable

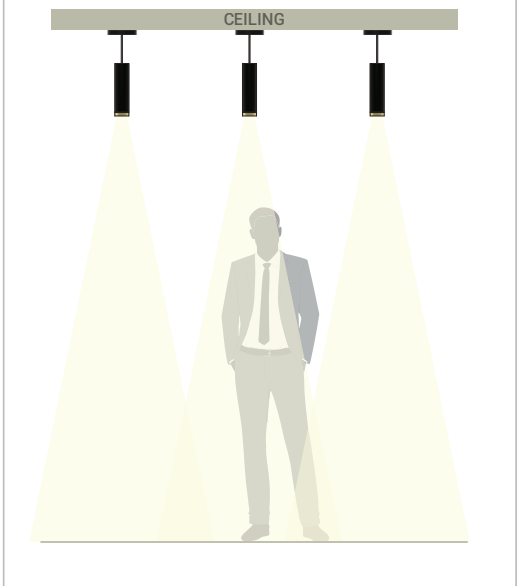


Cree COB
LED Source

100 - 277 VAC
Operating Voltage

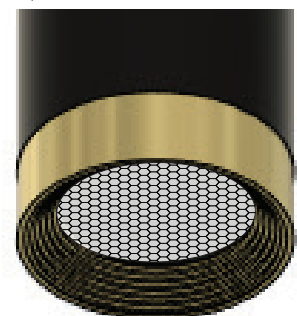
15W
Rated power

Application



ANTI-GLARE OPTION

Honeycomb Louver
(Optional)



BIRCHEN PENDANT LARGE SPEC SHEET



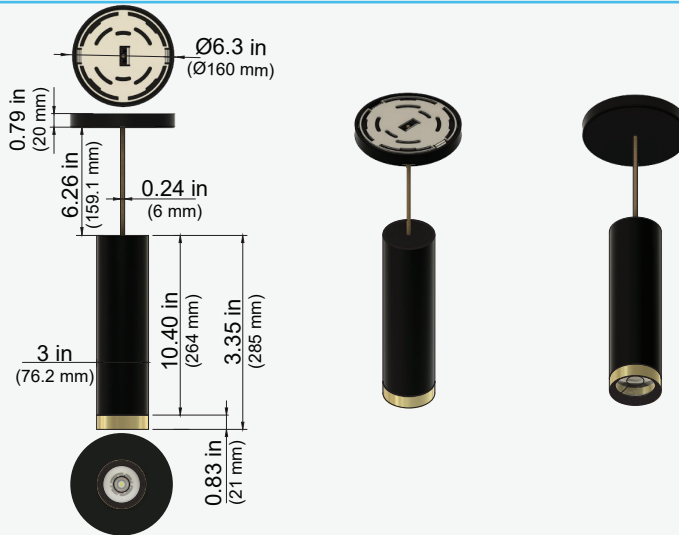
BIR-P-L

ORDERING CODE

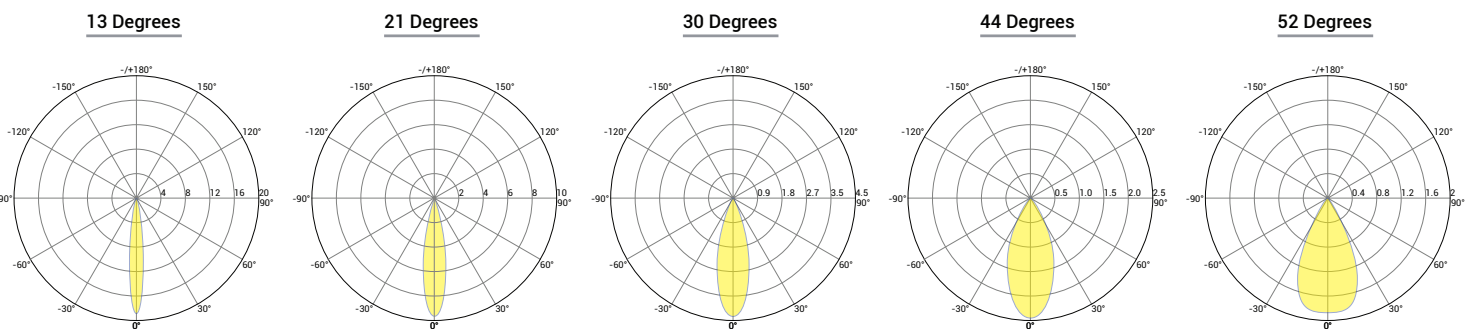
PRODUCT SERIES	TYPE	SIZE	POWER	COLOR TEMPERATURE	BEAM ANGLE	CONTROL	MOUNTING	VOLTAGE	ACCESSORIES
BIR - Birchen	P - Pendant	L - Large	15W - 15 Watts	CT22 - 2200K CT27 - 2700K CT30 - 3000K CT35 - 3500K CT40 - 4000K CT50 - 5000K	13D - 13 Degree 21D - 21 Degree 30D - 30 Degree 44D - 44 Degree 52D - 52 Degree	SW - Switched TRI - TRIAC	CW - Clear Wire BW - Black Wire	AC - 100-277 VAC	N - None H - Honeycomb Louver
							WIRING LENGTH	FIXTURE FINISHING	
							W24 - 24" Standard 24 inches (609 mm) WXX - Custom	BODY FINISH	TRIM FINISH
							BWH - White BBL - Black BSL - Silver BXX - Custom	TWH - White TBL - Black TSL - Silver TGD - Gold TXX - Custom	

Sample: BIR-P-L-15W-CT22-13D-TRI-CW-AC-N-W24-BWH-TGD

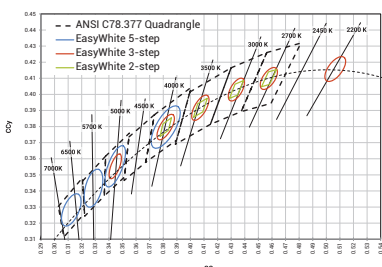
DIMENSIONS



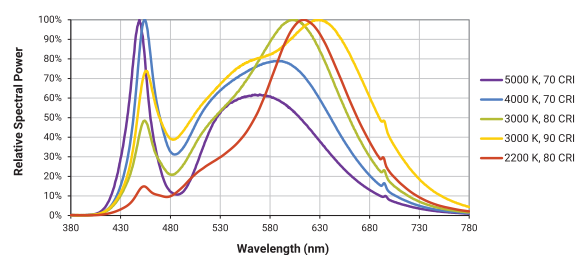
PHOTOMETRIC DATA



BIN Details (CIE 1931)



Spectral Distribution



RELATED PRODUCTS

Wall Mount (Double)



Telescopic Mount

