

# LFX NEON SERIES TOP & SIDE BENDING

LFX-O-12W-CTXX-2835-Z1-120-24V-CV-1617-90-1-OC-N-W-TS-L-N-10M




Looking for a bright, crisp and cost effective delineation and direct view lighting? YYZ's LFX Neon series is it. Our product is designed to provide a very bright, crisp consistent and homogenized illumination that will accentuate any building, structure or artistic flourish.

Using high brightness surface mounted LEDs, behind a first class eco-friendly UV-resistant PVC encapsulated flexible chamber material, the LFX Neon will provide your project with bright, consistent traces of light in shades of White, single colors.

The fixture consists of uniform and even lighting with no Led hotspot. LFX Neon has a transverse minimum radii of 20mm. Easy to be installed, can be cut and re connected with IP68 protected connector.

The product is supplied in 10m standard rolls-or custom as needed. Connectors at both ends offer ease of installation. Operating at 24V, the LFX Neon features on-board constant-current drive topology, which ensures consistent brightness along the entire run, precise drive current, and long life expectancy. Dimming is achieved with YYZ's dimming compatible power supplies.



## FEATURES

LIGHT SOURCE	2835 LED
LED QUANTITY	120LEDs/m
FINISH	PVC Encapsulated flexible chamber material
WORKING VOLTAGE	DC 24V
RATED POWER	12W/m
RADIANCE ANGLE	120°
LAMP LIFE	50,000 Hrs
MOUNTING	Mounting clip / chanel
CONNECTION	Outdoor rated connections
CUTTING INCREMENTS	100mm (1Unit)
DIMENSIONS	16mm(W) x 17mm(H)
OPERATION TEMP	-20° C - +45° C
STORAGE TEMP	-20° C - +60° C
CONTINUOUS LENGTH	10mtr

CREE LED Quality

24 V DC Working Voltage

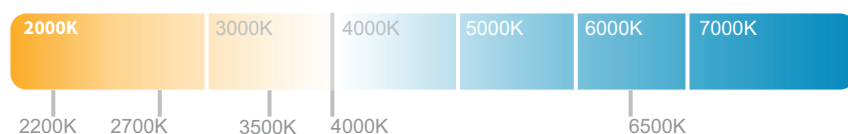
12 W / mtr Rated power

## ELECTRICAL DATA

POWER CONSUMPTION	12W/m
SUPPLY VOLTAGE	DC 24 V
COLORS	2700K, 3000K, 4000K, 6000K,
CRI	90

## COLOR TEMPERATURE DATA

White	Lumens/mtr
2700K (CT 27)	660
3000K (CT 30)	700
4000K (CT 40)	750
6000K (CT 60)	750



# LFX NEON SERIES TOP & SIDE BENDING

LFX-O-12W-CTXX-2835-Z1-120-24V-CV-1617-90-1-OC-N-W-TS-L-N-10M

## ORDERING LOGIC

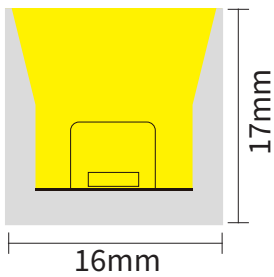

PRODUCT SERIES	TYPE	POWER	COLOR TEMPERATURE	LED TYPE	BIN	NO. OF LED	VOLTAGE	CIRCUIT	WIDTH	CRI	NO OF LED ROWS	CONNECTION
LFX	O - Outdoor (IP68)	12 - 12W	(CT27) 2700K (CT30) 3000K (CT40) 4000K (CT60) 6000K	2835	Z1	120 - 120 LEDs/mtr	24-24V	CV-Constant voltage	1617-16x17mm	90 - 90	1	OC - Outdoor Connector

MODEL	CONTROL	LIGHT EMITTING DIRECTION	LED POWER	PCB	LENGTH PER REEL
N - Neon	W - White	TB - Top Bending SB - Side Bending	L - Low	N - Normal	10M - 10mtr

Sample: LFX-O-12-CT27-2835-Z1-120-24-CV-1617-90-1-OC-N-W-TS-L-N-10M

## DIMENSION



## BENDING DETAILS

