

OUTDOOR LFX SPEC SHEET - DELUXE SERIES

LFX-U-04.80-CTXX-2835-Z3-60-24V-CV-10-H-1-HT-RMTLWL05



3M IP68
TAPE OUTDOOR



CE 4.8W



YYZ LFX IP68 series are flexible linear LED light strip is simple, effective solution for a wide range of lighting applications where crisp, single-color light is desired. This strip is waterproof and can be used for landscape or exterior lighting like fountains or pool decor allowing you to have strong vivid LED lighting effects. This strip has the highest ingress protection rating for our LED strips.

FEATURES

| | |
|--------------------|-------------------------------|
| LIGHT SOURCE | 2835 Led |
| LED QUANTITY | 60 Leds / mtr |
| FINISH | White PCB |
| WORKING VOLTAGE | 24 Volts |
| RATED CURRENT | 200mA / mtr |
| RATED POWER | 4.8W / mtr |
| RADIANCE ANGLE | 120° |
| LAMP LIFE | 30000 hrs |
| MOUNTING | 3M tape on the back |
| CONNECTION | Hardwired tails |
| CUTTING INCREMENTS | Every 100 mm/ 6 Leds |
| DIMENSIONS | 8, 10mm X 5000mm X 5.3mm(PCB) |
| MAX DAISY RUN | 5 mtr |
| TYPICAL LUMENS | 100lm/W |



60 LEDs / mtr
LED Quality

24VOLTS
Working Voltage

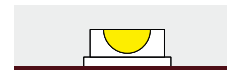
4.8W / mtr
Rated power

3M Tape on the back
Mounting

ELECTRICAL DATA

| | |
|-------------------|---|
| POWER CONSUMPTION | 4.80W |
| SUPPLY VOLTAGE | 24 Volts |
| SUPPLY CURRENT | 200mA |
| BINNING TOLERANCE | 2250K-2475K (BIN:22B) / 2700K-2830K (BIN:WK2,WP2) / 2830K-3040K (BIN:WK3,WP3) 3900K-4258K (BIN:NK2,NP2) / 6000K-7034K (BIN:PK5,PK6) |
| COLORS | White: 2200K / 2700K / 3000K / 3500K / 4000K / 5000K / 6000K Unique colors: Red / Green / Blue / Custom |
| CRI | 90 |
| LEDS / 3.3FT | 60 |

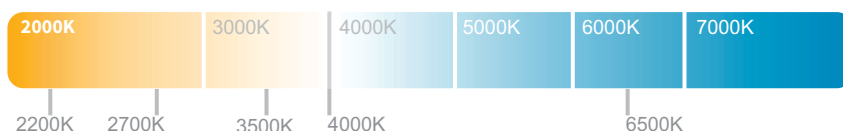
IP 68(Outdoor)



Not for permanent submersion.

COLOR TEMPERATURE DATA

| White | Lumens/mtr | | Colors | Lumens/mtr | |
|---------------|------------|---------|----------------|------------|---------|
| 2200K (CT 22) | 419 | (CT 22) | RED (CT RD) | 174 | (CT RD) |
| 2700K (CT 27) | 429 | (CT 27) | BLUE (CT BL) | 86 | (CT BL) |
| 3000K (CT 30) | 442 | (CT 30) | GREEN (CT GR) | 451 | (CT GR) |
| 3500K (CT 35) | 452 | (CT 35) | CUSTOM (## ##) | | |
| 4000K (CT 40) | 466 | (CT 40) | | | |
| 5000K (CT 50) | 475 | (CT 50) | | | |
| 6000K (CT 60) | 489 | (CT 60) | | | |



OUTDOOR LFX SPEC SHEET - DELUXE SERIES

LFX-U-04.80-CTXX-2835-Z3-60-24V-CV-10-H-1-HT-RMTLWL05

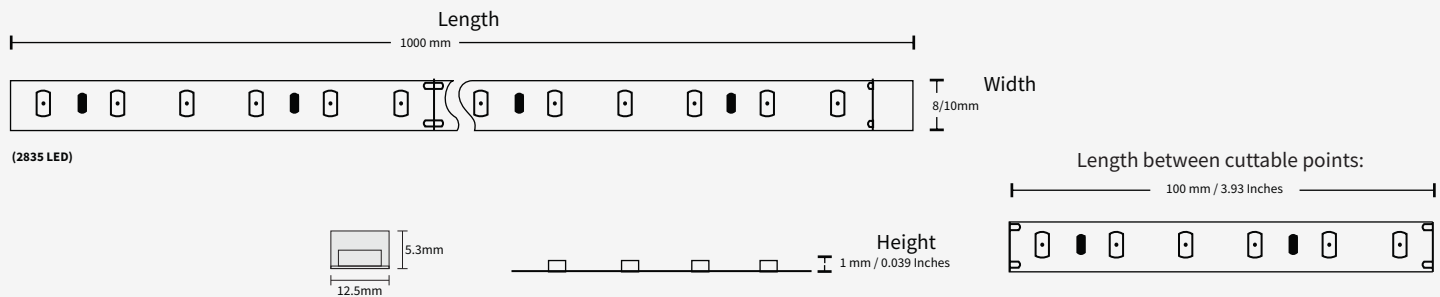
ORDERING LOGIC

| PRODUCT SERIES | TYPE | POWER | COLOR TEMPERATURE | LED TYPE | BIN | NO. OF LED | VOLTAGE | CIRCUIT | PCB | CRI | NO OF LED ROWS | CONNECTION |
|----------------|--------------------|--------------|--|----------|-----|------------------|---------|---------------------|-----------------------|---------------|----------------|--|
| LFX | U - OUTDOOR (IP68) | 04.80 - 4.8W | (CT22) 2200K (CT27) 2700K (CT30) 3000K (CT35) 3500K (CT40) 4000K (CT50) 5000K (CT60) 6000K (CTRD) RED (CTGR) GREEN (CTBL) BLUE (####) Custom | 2835 | Z3 | 60 - 60 LEDs/mtr | 24-24V | CV-Constant voltage | 08 - 8mm 10 - 10mm | H - HIGH (90) | 1 | HT - Hardwired Tail IC - Indoor Connector |

| MODEL | COLOR CONTROL | LIGHT EMITTING DIRECTION | LED POWER | PCB COLOR | LENGTH PER REEL |
|-------------|---------------|--------------------------|-----------|------------------------|-----------------|
| R - Regular | M - Mono | T - Top | L - Low | W - White B - Black | L05 - 5mtr |

Sample: LFX - U - 04.80 - CT XX - 2835 - Z3 - 60 - 24 - CV - 08 - H - 1 - HT - RMTLWL05

DIMENSIONS

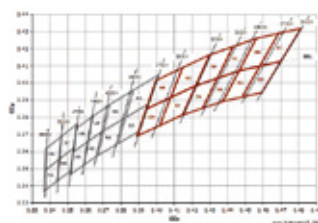


DIAGRAM

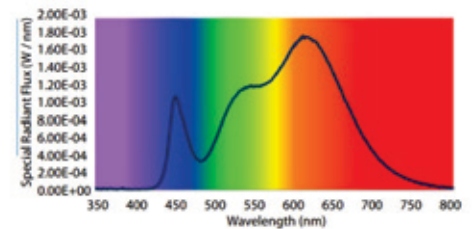
Polar Curve



BIN Details (CIE 1931)



Spectral Radiant Flux V S Wavelength



* To be installed with suitable aluminum extrusion for heat dissipation.